

PARAMETER	SYMBOL	UNIT	VALUE
Power Dissipation at Ta=25	P <sub>D</sub>	mW	200
Storage Temperature Range	T <sub>stg</sub>	°C	-55~+150
Maximum Junction Temperature	T <sub>J</sub>	°C	-55~+150
Maximum Regulator Current	I <sub>ZM</sub>		



# BZX584C2V4 THRU BZX584C75V

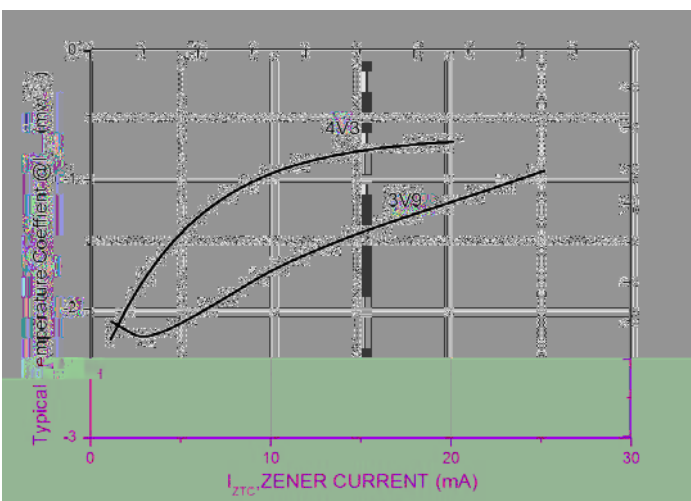
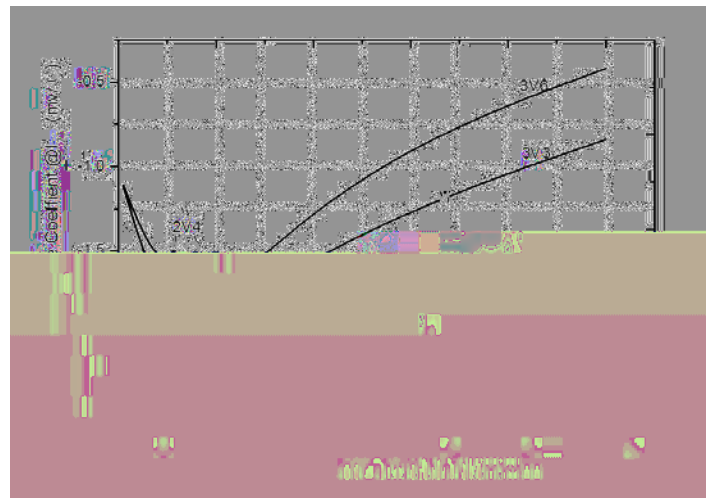



## Electrical Characteristics $T_a=25$ Unless otherwise specified

Type Number	Device Marking	$V_z$ at $I_{zT}$ (V)			$Z_{zt}$ ( )		$Z_{zk}$ ( )		$I_R(\mu A)$ @ $V_R$	
		min.	typ.	max.	$I_{zT}$ (mA)	max.	$I_{zk}$ (mA)	max.	max	$V_R$ (V)
BZX584C2V4	50	2.28	2.4	2.52	5	100	1	1000	50	1
BZX584C2V7	51	2.57	2.7	2.84	5	100	1	1000	20	1
BZX584C3V0	52	2.85	3	3.15	5	100	1	1000	10	1
BZX584C3V3	53	3.14	3.3	3.47	5	95	1	1000	5	1
BZX584C3V6	54	3.42	3.6	3.78	5	90	1	1000	5	1
BZX584C3V9	55	3.71	3.9	4.1	5	90	1	1000	3	1
BZX584C4V3	56	4.09	4.3	4.52	5	90	1	1000	3	1
BZX584C4V7	57	4.47	4.7	4.94	5	80	1	800	3	2
BZX584C5V1	58	4.85	5.1	5.36	5	60	1	500	2	2
BZX584C5V6	59	5.32	5.6	5.88	5	40	1	200	1	2
BZX584C6V2	5A	5.8	6.2	6.6	5	10	1	100	3	4
BZX584C6V8	5B	6.4	6.8	7.2	5	15	1	160	2	4
BZX584C7V5	5C	7	7.5	7.9	5	15	1	160	1	5
BZX584C8V2	5D	7.7	8.2	8.7	5	15	1	160	0.7	5
BZX584C9V1	5E	8.5	9.1	9.6	5	15	1	160	0.2	7
BZX584C10V	5F	9.4	10	10.6	5	20	1	160	0.1	8
BZX584C11V	5G	10.4	11	11.6	5	20	1	160	0.1	8
BZX584C12V	5H	11.4	12	12.7	5	25	1	80	0.1	8
BZX584C13V	5J	12.4	13	14.1	5	30	1	80	0.1	8
BZX584C15V	5K	14.3	15	15.6	5	30	1	80	0.05	10.5
BZX584C16V	5L	15.3	16	17.1	5	40	1	80	0.05	11.2
BZX584C18V	5M	16.8	18	19.1	5	45	1	80	0.05	12.6
BZX584C20V	5N	18.8	20	21.2	5	55	1	100	0.05	14
BZX584C22V	5P	20.8	22	23.3	5	55	1	100	0.05	15.4
BZX584C24V	5R	22.8	24	25.6	5	70	1	120	0.05	16.8
BZX584C27V	5S	25.1	27	28.9	2	80	0.5	300	0.05	18.9
BZX584C30V	5T	28	30	32	2	80	0.5	300	0.05	21
BZX584C33V	5U	31	33	35	2	80	0.5	300	0.05	23.2
BZX584C36V	5V	34	36	38	2	90	0.5	500	0.05	25.2
BZX584C39V	5X	37	39	41	2	130	0.5	500	0.05	27.3
BZX584C43V	5Y	40	43	46	2	150	0.5	500	0.05	30.1
BZX584C47V	5Z	44	47	50	2	170	0.5	500	0.05	32.9
BZX584C51V	Y17	48	51	54	2	180	0.5	400	0.05	35.7
BZX584C56V	Y18	53	56	59	2	200	1	1000	0.1	42
BZX584C62V	Y19	58	62	66	2	215	0.5	450	0.05	43.4
BZX584C68V	Y20	64	68	72	2	240	0.5	475	0.05	47.6
BZX584C75V	Y21	70	75	79	2	255	0.5	500	0.05	52.5



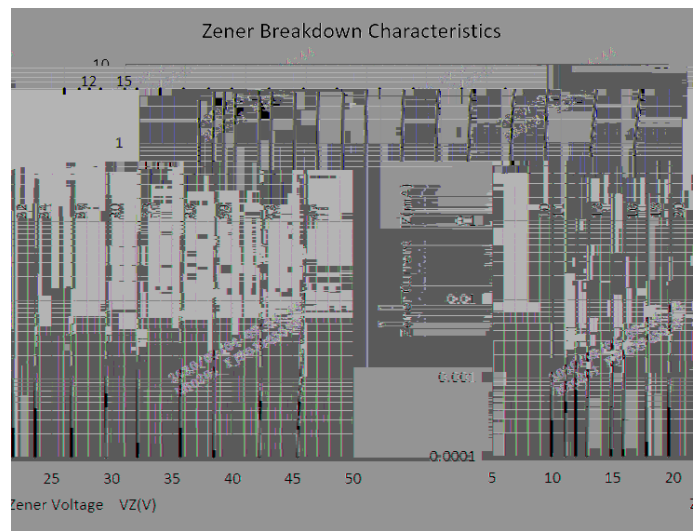
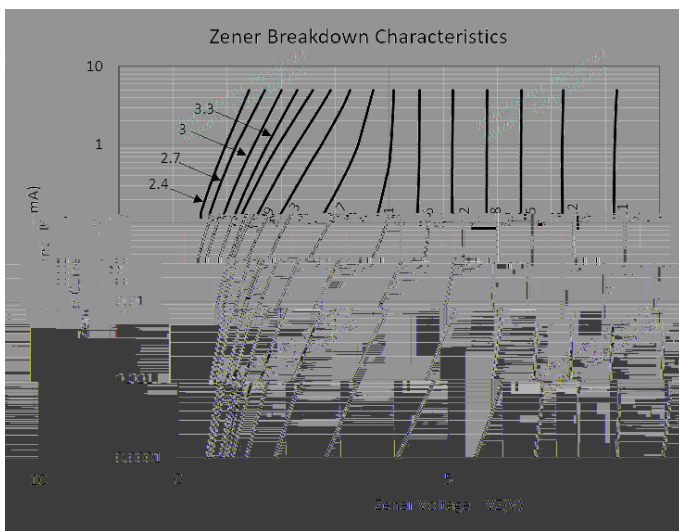

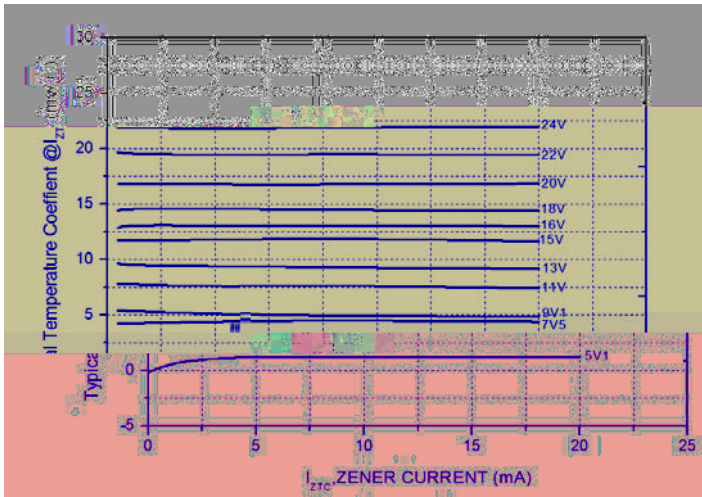
# BZX584C2V4 THRU BZX584C75V

## Characteristics (Typical)





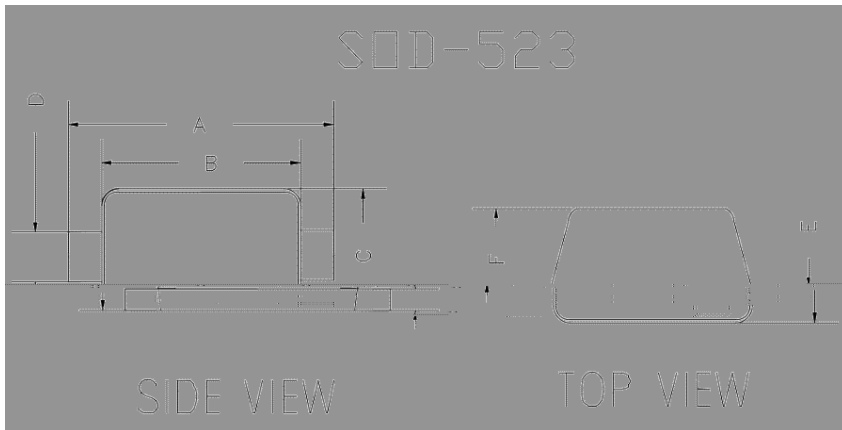
# BZX584C2V4 THRU BZX584C75V






# BZX584C2V4 THRU BZX584C75V

## Outline Dimensions



DIMENSIONS				
DIM	INCHES		MM	
	MIN	MAX	MIN	MAX
A	0.059	0.067	1.500	1.700
B	0.043	0.051	1.100	1.300
C	0.028	0.035	0.700	0.900
D	0.010	0.014	0.250	0.350
E	0.002	0.008	0.050	0.200
F	0.020	0.028	0.500	0.700

## Soldering Footprint





## BZX584C2V4 THRU BZX584C75V

---

### Disclaimer

The information presented in this document is for reference only. Yangzhou Yangjie Electronic Technology Co., Ltd. reserves the right to make changes without notice for the specification of the products displayed herein to improve reliability, function or design or otherwise.

The product listed herein is designed to be used with ordinary electronic equipment or devices, and not designed to be used with equipment or devices which require high level of reliability and the malfunction of which would directly endanger human life (such as medical instruments, transportation equipment, aerospace machinery, nuclear-reactor controllers, fuel controllers and other safety devices), Yangjie or anyone on its behalf, assumes no responsibility or liability for any damages resulting from such improper use of sale.

This publication supersedes & replaces all information previously supplied. For additional information, please visit our website [http:// www.frxelec.com](http://www.frxelec.com) , or consult your nearest Yangjie's sales office for further assistance.