



# 深圳市弗瑞鑫电子有限公司

## 规格承认书

—  
\_\_\_\_\_  
\_\_\_\_\_


prepare	
check	
approve	




TRX电容一级代理商

深圳市弗瑞鑫电子有限公司

Add:深圳市宝安区西乡大道302号金源商务大厦B座3楼

Tel:0755-29563634

Fax:0755-27447020

 <b>TRX</b> 专注电容器廿年	<b>SMD Y</b>			
	<b>SMD Y1 a.c. ceramic capacitors</b>			
	/Number	-3-079	/Date	2022-03-10
/Edition	A5	/Page	P 3 18	

1/ attached sheet I

/

C	OME P.N.	P.N.	P	P	
1	/	M 1100J	MD- 1 L100J/AC400	7854	
2	/	M 1220J	MD- 1 L220J/AC400	7854	
3	/	M 1470J	MD- 1 L470J/AC400	7854	
4	/	M 1680J	MD- 1 L680J/AC400	7854	
5	/	M 1101K	MD- 1 5P101K/AC400	7854	
6	/	M 1221K	MD- 1 5P221K/AC400	7854	
7	/	M 1271K	MD- 1 5P271K/AC400	7854	
8	/	M 1331K	MD- 1 5P331K/AC400	7854	
9	/	M 1471K	MD- 1 5P471K/AC400	7854	
10	/	M 1471M	MD- 1 5 471M/AC400	7854	
11	/	M 1681M	MD- 1 5 681M/AC400	7854	
12	/	M 1102M	MD- 1 5 102M/AC400	7854	
13	/	M 1152M	MD- 1 5 152M/AC400	7854	
14	/	M 1222M	MD- 1 5 222M/AC400	7854	
		L	CLA I	5P/ 5 / 5	CLA II

2/ attached sheet II

**TRX SMD-Y1.CAP**

**Capacitance Range and T.C Differentiation Unit:pF**

1

1 AC :

.C	10	22	47	68	100	150	220	270	330	470	680	1000	1500	2200
L														
2B( 5P)														
2E( 5 )														
2F( 5 )														
	400 .													
O	-40 125													
C	40/ 125/ 21													


1000

100H

A AC :

100H .

1000 . ,

 <b>TRX</b> 专注电容器廿年	<b>SMD Y</b>			
	<b>SMD Y1 a.c. ceramic capacitors</b>			
	/Number	-3-079	/Date	2022-03-10
	/Edition	A5	/Page	P 4 18

## /CON EN

1.	P	N	-----	5
2.	P		-----	5-6
3.	D		-----	6
4.	C		-----	7
5.	P		-----	7-8
6.			-----	8-9
7.	P		-----	9-14
8.	C		-----	14
9.	C		-----	15
10.			-----	15
11.	P	P	-----	16-17
12.	A		-----	18

/Nomb

/Batio

5


E






(7854)

01

M


08

 <b>TRX</b> 专注电容器廿年	<b>SMD Y</b>			
	<b>SMD Y1 a.c. ceramic capacitors</b>			
	/Number	-3-079	/Date	2022-03-10
/Edition	A5	/Page	P 6 18	

/Explanation	
	/ /
B	/ D L / B( 5P) / E( 5 ) / F( 5 )
1	
101	/ C (10-2200 F : 100-222)
K	/ C J( 5%)/K( 10%)/M( 20%)
400	L C C ENEC L C C ENEC
	L
	C C
	ENEC
	KC
250	KC KC
MB010806	D

### 3. /Date code

		2020	M	1	01	1	01	16	16
		2021	N	2	02	2	02	17	17
2010	A	2022	P	3	03	3	03	18	18
2011	B	2023		4	04	4	04	19	19
2012	C	2024		5	05	5	05	20	20
2013	D	2025		6	06	6	06	21	21
2014	E	2026		7	07	7	07	22	22
2015	F	2027		8	08	8	08	23	23
2016	H	2028		9	09	9	09	24	24
2017	J	2029		10	10	10	10	25	25
2018	K			11	11	11	11	26	26
2019	L			12	12	12	12	27	27
						13	13	28	28
						14	14	29	29
						15	15	30	30
								31	31

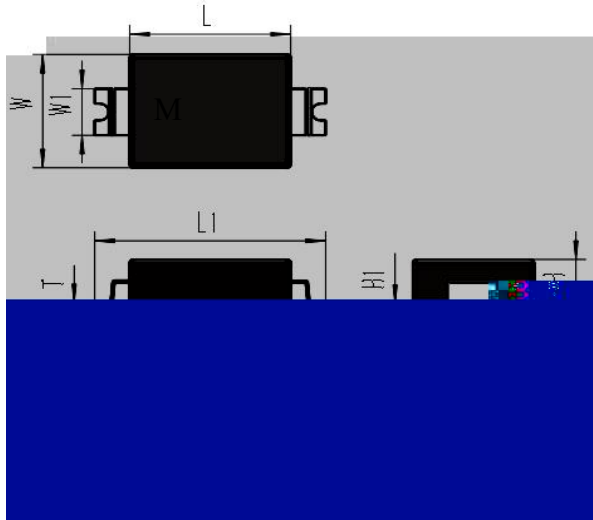
 <b>TRX</b> 专注电容器廿年	<b>SMD Y</b>		
	<b>SMD Y1 a.c. ceramic capacitors</b>		
	/Number	-3-079	/Date
/Edition	A5	/Page	P 7 18

**4. /Certificates**

certificates			
C		C	C
L/C L	L/C A 60384-14	E315719	AC400 ( . . )
C C	GB/ 6346.14-2015	C C17001176740	AC400 ( . . )
ENEC	EN60384-14:2013/A1:2016	ENEC-02084	AC400 ( . . )
KC	KC 60384-14	03127-21001	AC250 ( . . )

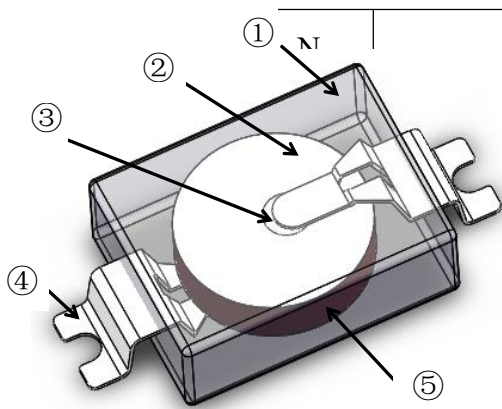
**5. /Product structure**

**5.1 /P D**



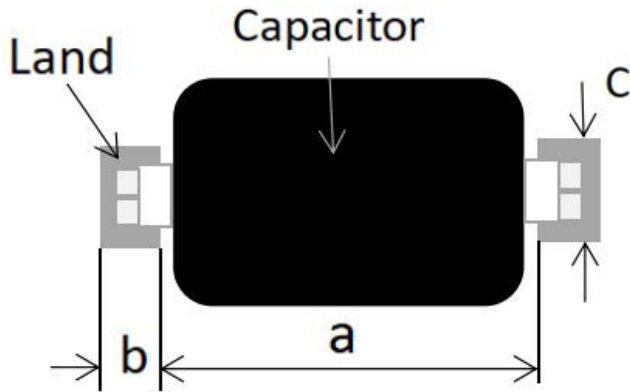
	P	D	( )
L	7.8 0.1	1	2.5 0.05
	5.4 0.1		0.13 0.02
H	2.45	H1	0.05 0.03
L1	9.6 0.2	L3	0.5 0.1
L2	8.4+0.5/-0.2 ( )		

**5.2 /P**



	M
E	( L94 -0) ( L94 -0)
	/C
	-P -A -P -A
④	L P
⑤	D C

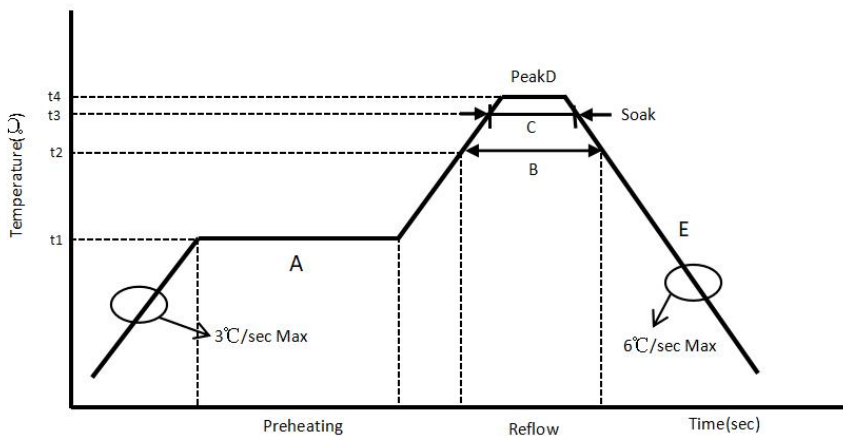

5.3 / P




P	( )	( )	( )
D	7.8 5.4	8.0	2.2 0.1 3.6 0.1

## 6. / Soldering condition

6.1 /



1	175 25	P	A A	120 60
2	215 10		B	110 20%
3	230 10		C C	30 20%
4	275 5	P	D D	20 10

	<b>SMD Y</b>			
	<b>SMD Y1 a.c. ceramic capacitors</b>			
	/Number	-3-079	/Date	2022-03-10
	/Edition	A5	/Page	P 9 18

6.2 /F

280 °  
280°C

30 °  
30

200 °  
200

P 180 °  
P 180

6.3 / I  
PCB/P B

PCB/P B,

400  
- 400

50  
50

5  
5

## 7. / Performance and test methods

NO	I		
1	A	N L L	
2	D	5.1 5.1	







**SMD Y**  
**SMD Y1 a.c. ceramic capacitors**

/Number	-3-079	/Date	2022-03-10
/Edition	A5	/Page	P 10 18


NO	I															
3	B	N		/ : 4000 AC / : 50/60H / : 60 / : 5 A												
	B	N		/ : 4000 AC / : 50/60H / : 60 / : 5 A												
4	C		J: 5% K: 10% M: 20%	/ : 25 3 /H : 55 30% H / : 1.0 0.2 /F : C I( L): 1 0.2MH C II( 5P, 5 , 5 ): 1 0.2KH												
5	D.F.		L: 1.0% 5P: 2.5% 5 : 2.5% 5 : 2.5%	/ : 25 3 /H : 55 30% H / : 1.0 0.2 /F : C I( L): 1 0.2MH C II( 5P, 5 , 5 ): 1 0.2KH												
6	CC		L:+140 -1000( / ) 5P: 10% 5 : +22% -56% 5 : +22% -82%	/ CC: 2 <table border="1"> <tr> <td></td> <td>1</td> <td>2</td> <td>3</td> <td>4</td> <td>5</td> </tr> <tr> <td>( )</td> <td>+20</td> <td>-25</td> <td>+20</td> <td>+85</td> <td>+20</td> </tr> </table> Δ= C -C <sub>0</sub> /C <sub>0</sub> C : 2,4 C <sub>0</sub> : 3		1	2	3	4	5	( )	+20	-25	+20	+85	+20
	1	2	3	4	5											
( )	+20	-25	+20	+85	+20											
7	B		6000M MIN	DC500 50 60 5 1M												
	B		6000M MIN	DC500 50 60 5 1M												

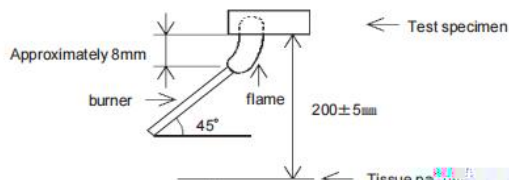
 <b>TRX</b> 专注电容器廿年	<b>SMD Y</b>			
	<b>SMD Y1 a.c. ceramic capacitors</b>			
	/Number	-3-079	/Date	2022-03-10
/Edition	A5	/Page	P 11 18	


NO	I			
8	C			150 180 C 90 30 P 150 180 C 90 30 . / . : 230 C-260 C / : 60 15 . / : 4 15--35 45--75% H 24 2 L 15-35 , 45-75% H 24 2 , .
			NO.3 P NO.3	
			L: 5% 5P: 10% 5 : 20% 5 : 20%	
		D.F.	L: 1.0% 5P: 2.5% 5 : 2.5% 5 : 2.5%	
		I .	NO.7 P NO.7	
9			G	(JI K 8101) (JI K 5902) ( ) 25%) ( ) I (JI K 8101) (JI K 5902) (25% ) . ( ) I 2 0.5 2 0.5 . : 245 10 C
10	C	A	N	: +125 3 : -40 3 : 5 30 25 3 24 2 C 24 2 25 3 .
			NO.3 P NO.3	
			L: 5% 5P: 10% 5 : 20% 5 : 20%	
		D.F.	L: 1.0% 5P: 2.5% 5 : 2.5% 5 : 2.5%	
		I .	NO.7 P NO.7	

 <b>TRX</b> 专注电容器廿年	<b>SMD Y</b>			
	<b>SMD Y1 a.c. ceramic capacitors</b>			
	/Number	-3-079	/Date	2022-03-10
	/Edition	A5	/Page	P 12 18

NO	I			
11			C  L: 5% 5P: 10% 5 : 15% 5 : 15%  DF 2.5%	F : 10 55 10H  / :1.5  6  6  2  2
12	( ) D ( )		N	/ : 40 2
		C	$\Delta=(C -C_0)/C_0$ L $\Delta$ : 5% 5P $\Delta$ : 10% 5 $\Delta$ : 15% 5 $\Delta$ : 15%	/ : 95 3% H  / : 21  : (400 )  : A (400 )
			NO.3 P NO.3	24 2  25 3
		I .	3000M	24 2  25 3
13	E		N	8K 3 8K  / : 125 3
		C	$\Delta=(C -C_0)/C_0$ L $\Delta$ : 5% 5P $\Delta$ : 10% 5 $\Delta$ : 15% 5 $\Delta$ : 15%	/D : 1000+24 -0  : 680 AC 1.7 1000 0.1 : 680 AC 1.7
			NO.3 P NO.3	1000 . . . 0.1 . 47 5%
		I .	3000M	47 5%.  25 3 24 2  C 25 3 24 2

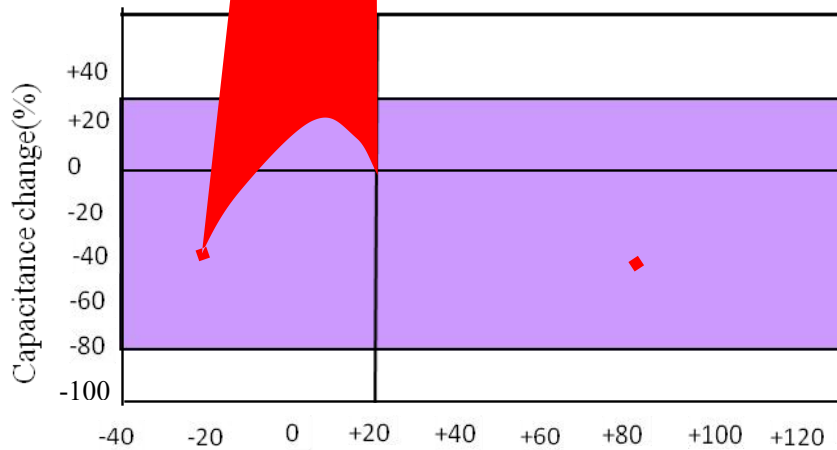
 <b>TRX</b> 专注电容器廿年	<b>SMD Y</b>		
	<b>SMD Y1 a.c. ceramic capacitors</b>		
	/Number	-3-079	/Date
/Edition	A5	/Page	P 13 18


NO	I		
14	I	N	
		I	P : 8.0K
		I 24 3	I : 10
		I 24 3	I : 24
15	P		30
		30	<p>30</p> <p>E</p> <p>: 30</p> <p>/L : 12 1</p> <p>35</p> <p>G : L 35</p> <p>/I : 0.5 0.1</p> <p>/O : 0.9</p> <p>95%</p> <p>G : B 95%</p>  <p>← Test specimen</p> <p>← Tissue paper</p> <p>Wood board of approximately 10mm in thickness</p>

 <b>TRX</b> 专注电容器廿年	<b>SMD Y</b>			
	<b>SMD Y1 a.c. ceramic capacitors</b>			
	/Number	-3-079	/Date	2022-03-10
/Edition	A5	/Page	P 14 18	

NO	I			
16	C	N P	NO.3 7	30 5% 70 5% :30 5% 70 5% / :23 5 5 0.5 5 0.5 / :8
17				30 5% 70 5% :30 5% 70 5% / :23 5 5 0.5 10 5 0.5 10

8. /Capacitor temperature characteristic



 <b>TRX</b> 专注电容器廿年	<b>SMD Y</b>		
	<b>SMD Y1 a.c. ceramic capacitors</b>		
	/Number	-3-079	/Date
/Edition	A5	/Page	P 15 18

**9. /Content of toxic and harmful substances control requirements**

H 2.0 2011/65/E

EACH N 190 7/2006



	( : )
/C	<100
/L	<1000
/M	<1000
/H	<1000
PBB /P	<1000
PBDE /P	<1000
+ + + /C +P +H +C +6( )	<100
/C	<900
/B	<900
+ /C +B	<1500
EACH H C HC ( HC) EACH	EACH

**10. /Storage conditions**

(1).

E ; , , ,  
 . A , , , , ,

(2).


/ : 10 30  
 /H : 60% .

(3).

168 HIC - . A

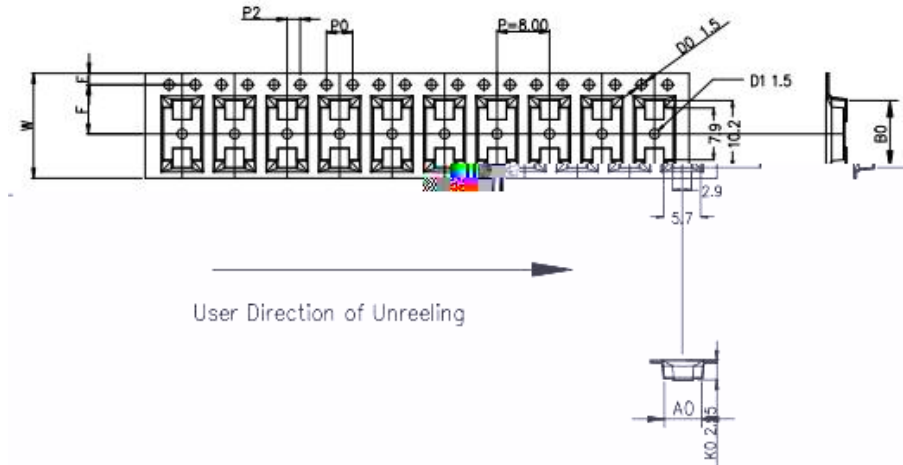
(4).

60 168 I 6 (60 168 ) HIC

	<b>SMD Y</b>			
	<b>SMD Y1 a.c. ceramic capacitors</b>			
	/Number	-3-079	/Date	2022-03-10
	/Edition	A5	/Page	P 16 18

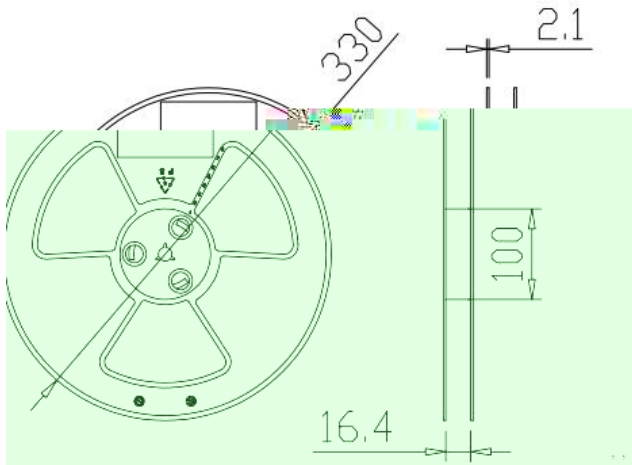
## 11. /Product Packing

### 11.1 /D



ITEM	$\Delta$ W	A0	B0	K1	K0	P	F	E	D0	D1	P0	P2	T
DIM	16.0 +0.30 -0.10	5.70 +0.10 -0.10	10.20 +0.10 -0.10	---	2.95 +0.10 -0.10	8.00 +0.10 -0.10	7.50 +0.10 -0.10	1.75 +0.18 -0.05	1.5 +0.10 -0.10	4.5 +0.10 -0.10	4.0 +0.10 -0.10	2.0 +0.10 -0.10	0.30 +0.05 -0.05
ALTERNATE													

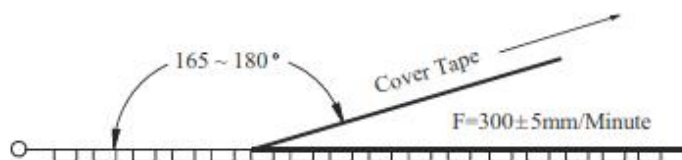
### 11.2 /D




EEL	EEL I E
3000	13

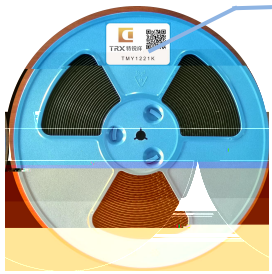





### 11.3 /P

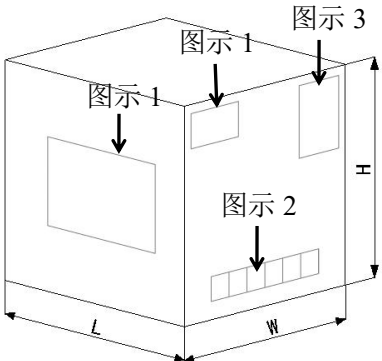



Item	Data	Remark
Cover tape adhesion	10 ~ 100g	Carrier tape and cover tape open angle 165 ~ 180° F=300±5mm/minute







 <b>TRX</b> 专注电容器廿年	<b>SMD Y</b>		
	<b>SMD Y1 a.c. ceramic capacitors</b>		
	/Number	-3-079	/Date
/Edition	A5	/Page	P 17 18


11.4 /P P

<b>/inner-packaging</b>			
 <p>标签/L</p>	 <p>料号</p>	/I	
 <p>3.0KPC / : 13</p>			
			
/P	/L	/H	
		.D	
		P/N	
		M	
		D/C	
		L .N	
		PEC	

<b>/Outer-packaging</b>			
			
图示 1/F 1	图示 2/F 2	图示 3/F 3	
D ( )		O B	
L	H	42KPC	
355	358	18KG	

<b>/Package sketch:</b>			
			
/O B	14 / /14 /B	( / / )	( / / )
		P (L/ /H)	(L/ /H)
		1100*1100*90	1100*1100*1600
1. 5	4. /	2. PALLE &	APPING
3. 50	Remark:1. 5	; 3.50	; 2. P & -
		; 4. N	



	<b>SMD Y</b>			
	<b>SMD Y1 a.c. ceramic capacitors</b>			
	/Number	-3-079	/Date	2022-03-10
	/Edition	A5	/Page	P 18 18

**12. /Application notes**

①.

A

②.

PCB

PCB

PCB

C

(PCB)

PCB

PCB

③.

A

④.

P

⑤.

D

PCB

⑥.

D

PCB

PC