

- High frequency operation /
- Low forward voltage drop/
- High purity, high temperature epoxy encapsulation for enhanced mechanical strength and moisture resistance /
- long term reliability/

Photovoltaic solar cell protection schottky rectifier/

- GF030S
- Molding compound meets UL 94 V-0 flammability rating/ UL 94 V-0
- Tin plated leads, solderable per J-STD-002 and JESD 22-B102/ J-STD-002 JESD 22-B102
- As marked/

($T_a=25$ Unless otherwise specified / ($T_a=25$))

Device marking code			MK3045
Repetitive Peak Reverse Voltage	VRRM	V	45
Average Rectified Output Current @60Hz half sine-wave, R-load, $T_a=25$ 60Hz $T_a=25$	I_o	A	30
Surge(Non-repetitive)Forward Current@60Hz half sine-wave, 1 cycle, $T_a=25$ () 60Hz $T_j =25$	IFSM	A	325
Current Squared Time @1ms≤t<8.3ms $T_j=25$ (1ms t<8.3ms $T_j =25$)	I^2t	A ² s	435
Storage Temperature	T_{stg}		-55 ~+150
Junction Temperature/ IN DC Forward Mode-Forward Operations without reverse bias, t ≤1 h (Fig. 1)(1) 1h 1	T_j		-55 ~+200

NOTE (1) Meets the requirements of IEC 61215 Ed. 2 bypass diode thermal test.
1 IEC 61215 ED.2

$T_a=25$ Unless otherwise specified / ($T_a=25$)

Maximum instantaneous forward voltage drop per diode	VFM	V	IF=30A	0.55
Maximum DC reverse current at rated DC blocking voltage per diode	IRRM1	mA	VRM=VRRM $T_a=25$	0.1
	IRRM2		VRM=VRRM $T_a=100$	7.0
	IRRM3		VRM=VRRM $T_a=125$	20



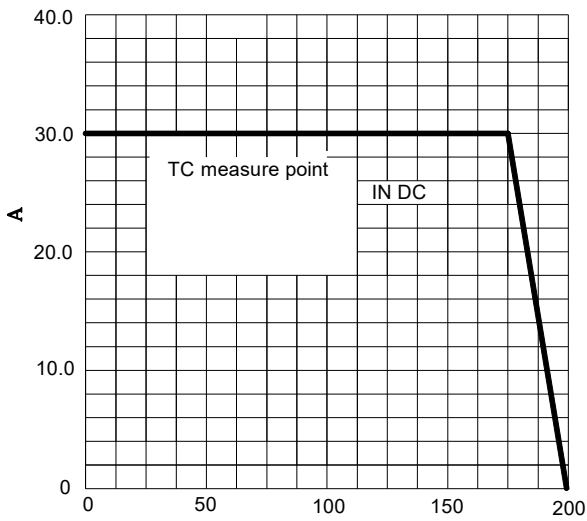
■ $T_a=25$ Unless otherwise specified / ($T_a=25$)	
Thermal Resistance 1	$R_{\theta J-C}$ /W
1	1.0

(1) Thermal resistance from Between junction and case, On glass-epoxi substrate.

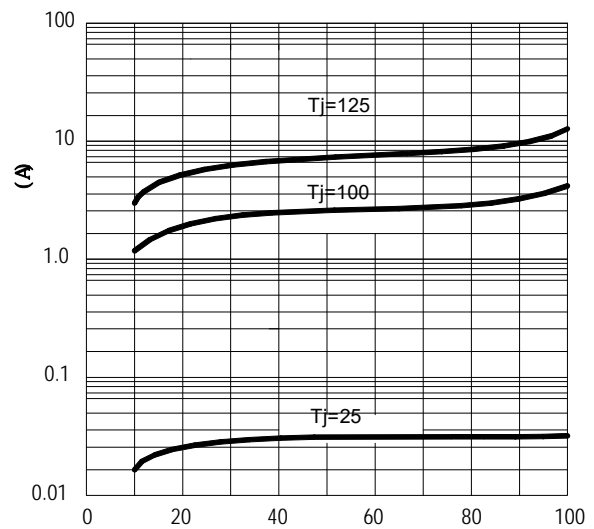
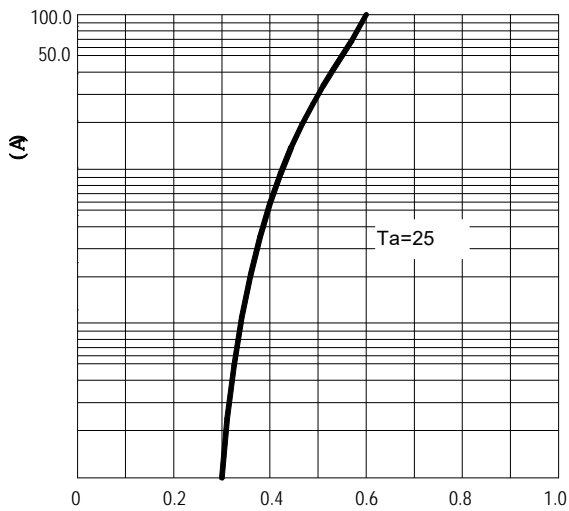
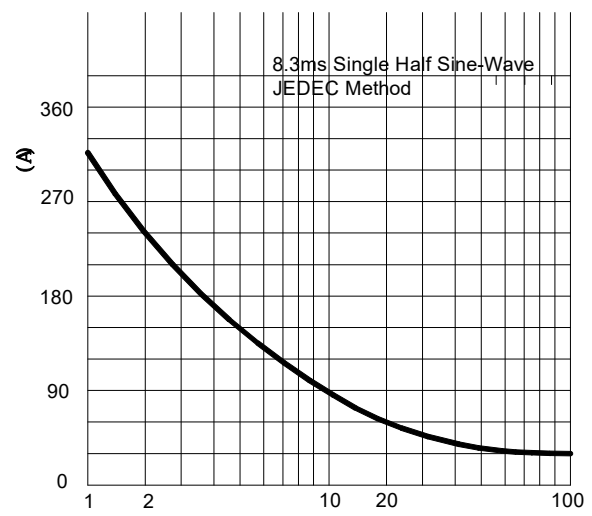
(1) Pn

■ (Example) / ()	
MK3045	Approximate 5.5 5.5 /
30	1500
Tube	

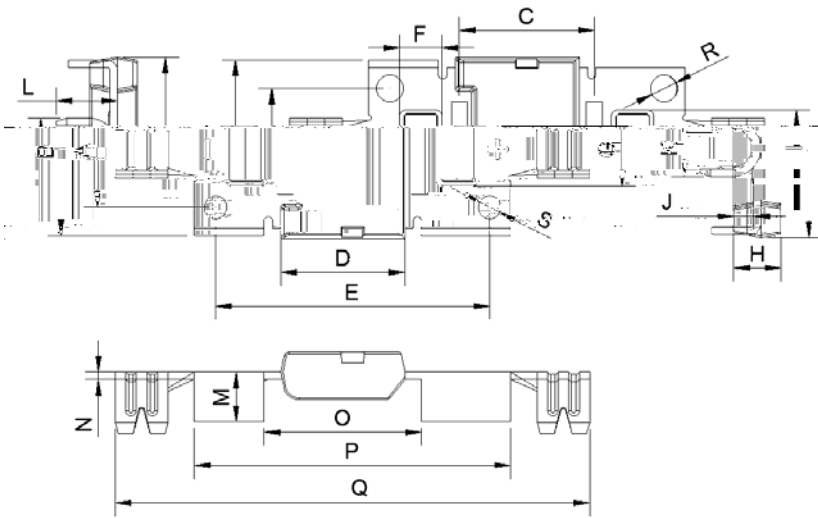
■ (Typical) / ()



()



(%)



DIM	MM		NOTE
	MIN	MAX	
A	10.5	11.5	
B	15.9	16.9	
C	11.6	12.6	
D	11.23	12.23	
E	25.5	26.5	
F	3.5	4.5	
G	6.5	7.5	
H	4.3	4.7	
I	16.5	17.5	
J	1.7	2.1	
K	5.1	5.7	
L	5.65	5.95	
M	4.4	5	
N	0.6	0.8	
O	14.73	15.13	
P	29.5	30.5	
Q	44.5	45.5	
R	2.35	2.65	
S	2	2.3	



The information presented in this document is for reference only. Yangzhou Yangjie Electronic Technology Co., Ltd. reserves the right to make changes without notice for the specification of the products displayed herein to improve reliability, function or design or otherwise.

The product listed herein is designed to be used with ordinary electronic equipment or devices, and not designed to be used with equipment or devices which require high level of reliability and the malfunction of which would directly endanger human life (such as medical instruments, transportation equipment, aerospace machinery, nuclear-reactor controllers, fuel controllers and other safety devices), Yangjie or anyone on its behalf, assumes no responsibility or liability for any damages resulting from such improper use of sale.

(

)